



Population Profile Reports: Interactive Dashboard and Background Reports

Presented by:

Jo Lamba, PhD

Research Scientist

January 27, 2017



Released Reports

- Family Support for Children with Disabilities (dashboard)
- Income Support Recipients
- Criminal Offences
- Post-Secondary Students

<https://visualization.policywise.com/P2dashboard/?data=IS&year=2010-11>



Background Report Content

Background Literature

Key indicators and cross-ministry service use

Tables

Definitions/Notes



Program Overlap Matrix

<https://visualization.policywise.com/P2matrix/>

Dashboards

<https://visualization.policywise.com/P2dashboard/>



Policy Wise
for Children & Families

Thank You!

click to select program ▼

[How to use dashboard](#)

[Download a comprehensive report for this dashboard](#)

[Download PDF version of this dashboard for the selected study year](#)

Income Support Recipients

A look at Albertans between the ages of 18 to 25 who were accessing Income Support.

Child and Youth Data Laboratory

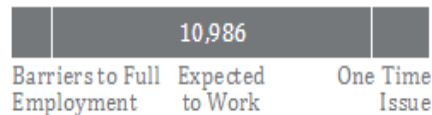
Longitudinal Project

2005/06 - 2010/11

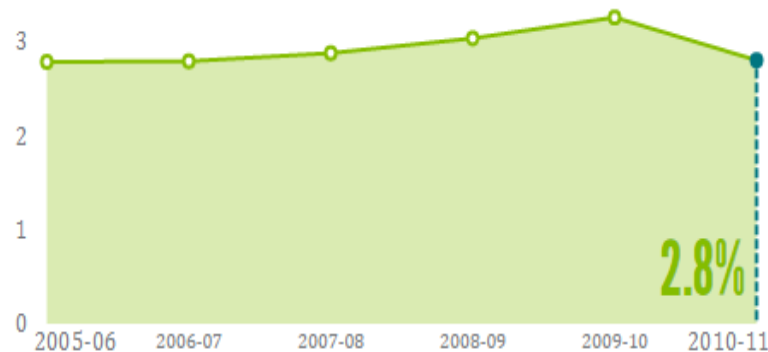
◀ 2010-11

INCOME SUPPORT CLIENTS

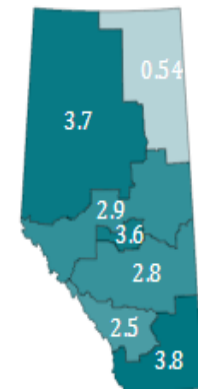
14,380



TIME TREND (% OF POPULATION)



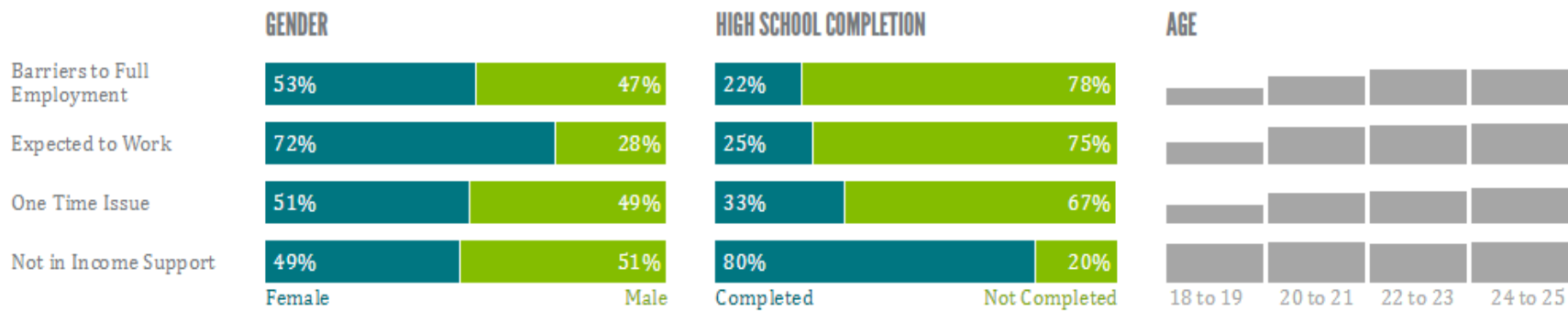
% OF POPULATION BY REGION






CLIENT TYPE i

◀ 2010-11



CLIENT TYPE

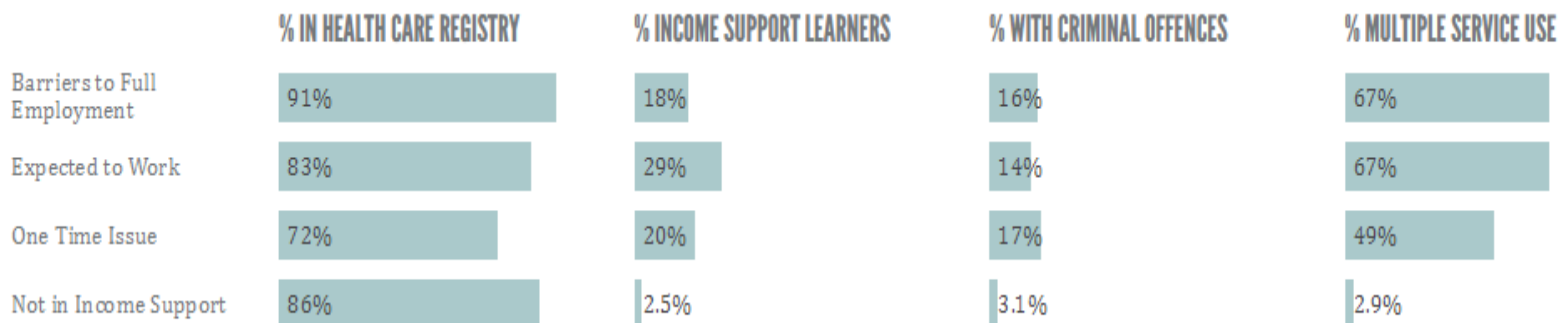
◀ 2010-11





PROGRAM OVERLAP

◀ 2010-11



Income support clients are more likely to be multiple service users



click to select program ▼

[How to use dashboard](#)

[Download a comprehensive report for this dashboard](#)

[Download PDF version of this dashboard for the selected study year](#)

Income Support Recipients

A look at Albertans between the ages of 18 to 25 who were accessing Income Support.

Child and Youth Data Laboratory

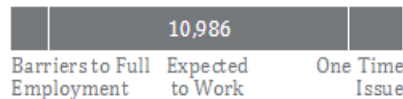
Longitudinal Project

2005/06 - 2010/11

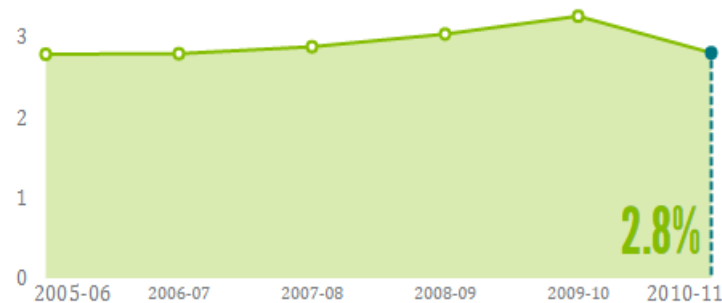
◀ 2010-11

INCOME SUPPORT CLIENTS

14,380



TIME TREND (% OF POPULATION)



% OF POPULATION BY REGION

