



**Policy Wise**  
for Children & Families

# CYDL Longitudinal Project: Program Overlap Matrix

Presented by:

**Christine Werk** PhD

Research Scientist

January 27 2017

# Uses of the Program Overlap Matrix

- Confirming anecdotal evidence
- Revealing new insights
- View from a particular subpopulation
- Generating more in depth questions



# Time frames in the Program Overlap Matrix

- At any point across the six study years (not concurrent)
- In a given study year
- 2005/06 looking forward five years
- 2010/11 looking backwards five years



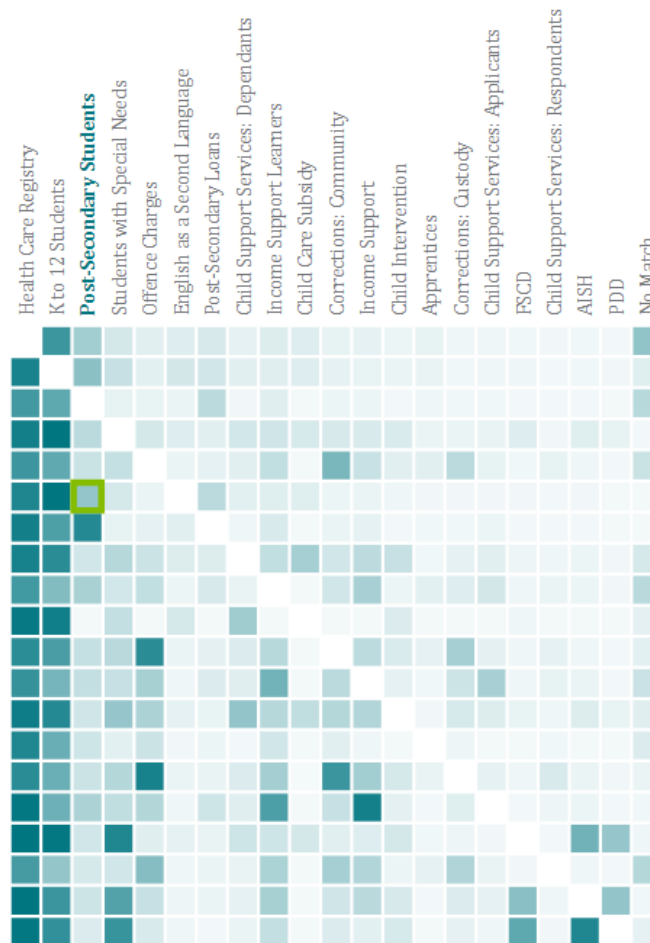
# Sample question

- How many individuals who are in corrections custody are enrolled in a post-secondary institution?



# Program Overlap Matrix

- Health Care Registry
- K to 12 Students
- Post-Secondary Students
- Students with Special Needs
- Offence Charges
- English as a Second Language
- Post-Secondary Loans
- Child Support Services: Dependants
- Income Support Learners
- Child Care Subsidy
- Corrections: Community
- Income Support
- Child Intervention
- Apprentices
- Corrections: Custody
- Child Support Services: Applicants
- FSCD
- Child Support Services: Respondents
- AISH
- PDD



Matrix:

Program overlap in any study year ▾

Sort matrix by:

Total Individuals ▾

Minimum Age	Maximum Age	Total Individuals	% of study Population
0	30	1,766,604	84.1%
5	19	882,874	70.7%
17	30	<b>390,358</b>	<b>36%</b>
3	19	163,597	12%
12	30	115,084	8.1%
4	19	<b>111,184</b>	<b>8.5%</b>
	17	106,012	9.8%
0	22	103,618	5.6%
	18	102,805	9.8%
0	12	72,394	8.2%
	12	69,683	4.9%
	18	59,411	5.6%
0	22	48,773	2.6%
	17	48,757	4.5%
	12	29,288	2.1%
	18	19,838	1.9%
0	17	17,515	1.2%
	18	11,280	1.1%
	18	9,448	0.9%
	18	4,369	0.4%

[Download the linkage tables](#)

[Matrix overview](#)

[Program overlap summary](#)

[Video tutorial](#)

**37.3%** of individuals in English as a Second Language matched to an individual in Post-Secondary Students



6,818 of 18,262 age overlapping individuals.

<https://visualization.policywise.com/P2matrix/>




# In any study year

## Custodial corrections and post-secondary enrolment

### Program Overlap Matrix

- AISH
- Apprentices
- Child Care Subsidy
- Child Intervention
- Child Support Services: Applicants
- Child Support Services: Dependents
- Child Support Services: Respondents
- Corrections: Community
- Corrections: Custody
- English as a Second Language
- FSCD
- Health Care Registry
- Income Support
- Income Support Learners
- K to 12 Students
- Offences
- PDD
- Post-Secondary Loans
- Post-Secondary Students
- Students with Special Needs



Matrix:

Program overlap in any study year

Sort matrix by:

Program Name

Minimum Age	Maximum Age	Total Individuals	% of study Population
	18 - 30	9,448	0.9%
	17 - 30	48,757	4.5%
0 - 12		72,394	8.2%
0 - 22		48,773	2.6%
	18 - 30	19,838	1.9%
0 - 22		103,618	5.6%
	18 - 30	11,280	1.1%
12 - 30		69,683	4.9%
12 - 30		<b>29,288</b>	<b>2.1%</b>
4 - 19		111,184	8.5%
0 - 17		17,515	1.2%
0 - 30		1,766,604	84.1%
	18 - 30	59,411	5.6%
	18 - 30	102,805	9.8%
5 - 19		882,874	70.7%
12 - 30		115,084	8.1%
	18 - 30	4,369	0.4%
	17 - 30	106,012	9.8%
	17 - 30	<b>390,358</b>	<b>36%</b>
3 - 19		163,597	12%

[Download the linkage tables](#)

[Matrix overview](#)

[Program overlap summary](#)

**15.8%** of individuals in Corrections: Custody matched to an individual in Post-Secondary Students



4,474 of 28,235 age overlapping individuals.

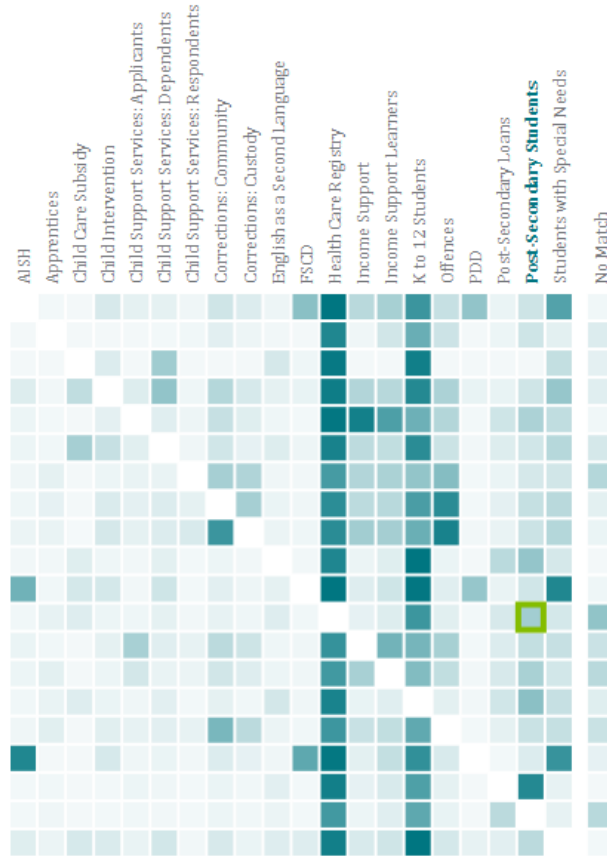


# In any study year

## Health care registry and post-secondary enrolment

### Program Overlap Matrix

- AISH
- Apprentices
- Child Care Subsidy
- Child Intervention
- Child Support Services: Applicants
- Child Support Services: Dependents
- Child Support Services: Respondents
- Corrections: Community
- Corrections: Custody
- English as a Second Language
- FSCD
- Health Care Registry**
- Income Support
- Income Support Learners
- K to 12 Students
- Offences
- PDD
- Post-Secondary Loans
- Post-Secondary Students
- Students with Special Needs



Matrix:

Sort matrix by:

Minimum Age	Maximum Age	Total Individuals	% of study Population
	18 - 30	9,448	0.9%
	17 - 30	48,757	4.5%
0 - 12		72,394	8.2%
0 - 22		48,773	2.6%
	18 - 30	19,838	1.9%
0 - 22		103,618	5.6%
	18 - 30	11,280	1.1%
12 - 30		69,683	4.9%
12 - 30		29,288	2.1%
4 - 19		111,184	8.5%
0 - 17		17,515	1.2%
0 - 30		<b>1,766,604</b>	<b>84.1%</b>
	18 - 30	59,411	5.6%
	18 - 30	102,805	9.8%
5 - 19		882,874	70.7%
12 - 30		115,084	8.1%
	18 - 30	4,369	0.4%
	17 - 30	106,012	9.8%
	17 - 30	<b>390,358</b>	<b>36%</b>
3 - 19		163,597	12%

- [Download the linkage tables](#)
- [Matrix overview](#)
- [Program overlap summary](#)
- [Video tutorial](#)

**31.6%** of individuals in Health Care Registry matched to an individual in Post-Secondary Students


270,868 of 858,464 age overlapping individuals.

# In 2010/11

## Custodial corrections and post-secondary enrolment

### Program Overlap Matrix

- AISH
- Apprentices
- Child Care Subsidy
- Child Intervention
- Child Support Services: Applicants
- Child Support Services: Dependents
- Child Support Services: Respondents
- Corrections: Community
- Corrections: Custody
- English as a Second Language
- FSCD
- Health Care Registry
- Income Support
- Income Support Learners
- K to 12 Students
- Offences
- PDD
- Post-Secondary Loans
- Post-Secondary Students
- Students with Special Needs



Matrix: 2010/11 program overlap

Sort matrix by: Program Name

Minimum Age	Maximum Age	Total Individuals	% of study Population
	18 - 30	8,394	1%
	17 - 30	18,917	2.2%
0 - 12		34,505	4.8%
0 - 22		17,921	1.4%
	18 - 30	7,235	0.8%
0 - 22		28,875	2.2%
	18 - 30	4,557	0.5%
	12 - 30	26,746	2.3%
	12 - 30	10,780	0.9%
4 - 19		68,375	7.7%
0 - 17		9,888	1%
0 - 30		1,631,590	90.9%
	18 - 30	25,351	3%
	18 - 30	26,066	3.1%
5 - 19		582,418	69.7%
	12 - 30	34,167	2.9%
	18 - 30	3,520	0.4%
	17 - 30	44,827	5.1%
	17 - 30	177,303	20.2%
3 - 19		77,652	8.2%

- [Download the linkage tables](#)
- [Matrix overview](#)
- [Program overlap summary](#)

**4.8%** of individuals in Corrections: Custody matched to an individual in Post-Secondary Students

481 of 10,108 age overlapping individuals.

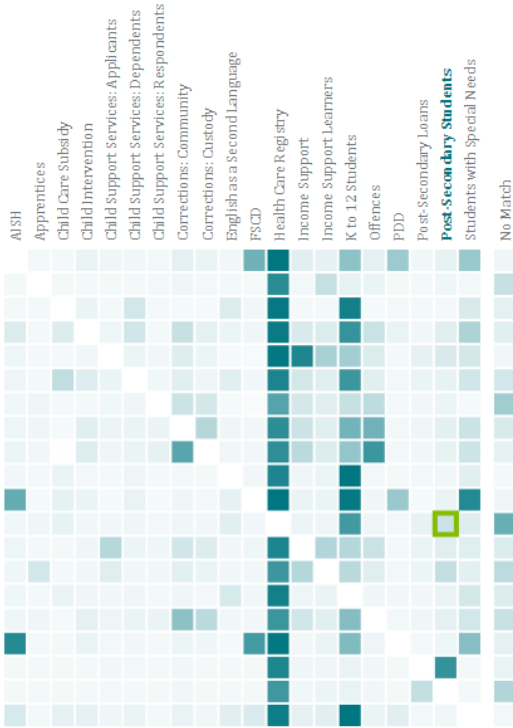


# In 2010/11

## Health care registry and post-secondary enrolment

### Program Overlap Matrix

- AISH
- Apprentices
- Child Care Subsidy
- Child Intervention
- Child Support Services: Applicants
- Child Support Services: Dependents
- Child Support Services: Respondents
- Corrections: Community
- Corrections: Custody
- English as a Second Language
- FSCD
- Health Care Registry**
- Income Support
- Income Support Learners
- K to 12 Students
- Offences
- PDD
- Post-Secondary Loans
- Post-Secondary Students
- Students with Special Needs



Matrix:

Sort matrix by:

Minimum Age	Maximum Age	Total Individuals	% of study Population
	18 - 30	8,394	1%
	17 - 30	18,917	2.2%
0 - 12		34,505	4.8%
0 - 22		17,921	1.4%
	18 - 30	7,235	0.8%
0 - 22		28,875	2.2%
	18 - 30	4,557	0.5%
	12 - 30	26,746	2.3%
	12 - 30	10,780	0.9%
4 - 19		68,375	7.7%
0 - 17		9,888	1%
0 - 30		<b>1,631,590</b>	<b>90.9%</b>
	18 - 30	25,351	3%
	18 - 30	26,066	3.1%
5 - 19		582,418	69.7%
	12 - 30	34,167	2.9%
	18 - 30	3,520	0.4%
	17 - 30	44,827	5.1%
	17 - 30	<b>177,303</b>	<b>20.2%</b>
3 - 19		77,652	8.2%

- [Download the linkage tables](#)
- [Matrix overview](#)
- [Program overlap summary](#)
- [Video tutorial](#)

**15.9%** of individuals in Health Care Registry matched to an individual in Post-Secondary Students

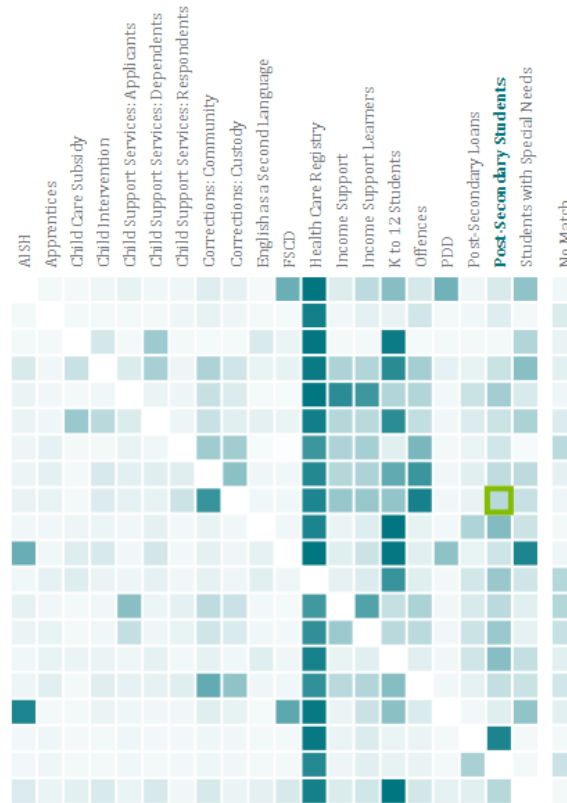
124,532 of 783,207 age overlapping individuals.

# 2005/06 looking forward

## Custodial corrections and post-secondary enrolment

### Program Overlap Matrix

- AISH
- Apprentices
- Child Care Subsidy
- Child Intervention
- Child Support Services: Applicants
- Child Support Services: Dependents
- Child Support Services: Respondents
- Corrections: Community
- Corrections: Custody
- English as a Second Language
- FSCD
- Health Care Registry
- Income Support
- Income Support Learners
- K to 12 Students
- Offences
- PDD
- Post-Secondary Loans
- Post-Secondary Students
- Students with Special Needs




Matrix: 2005/06 and future program over

Sort matrix by: Program Name

Minimum Age	Maximum Age	Total Individuals	% of study Population
	18 - 30	2,936	0.6%
	17 - 30	10,349	2.1%
0 - 12		20,828	5.2%
0 - 22		20,927	1.7%
	18 - 30	3,639	0.8%
0 - 22		24,671	2%
	18 - 30	1,930	0.4%
	12 - 30	13,655	1.7%
	12 - 30	<b>6,544</b>	<b>0.8%</b>
4 - 19		37,210	4.3%
0 - 17		9,131	1%
0 - 30		1,199,350	88.9%
	18 - 30	12,914	2.8%
	18 - 30	28,605	6.2%
5 - 19		568,840	69.4%
	12 - 30	24,836	3.1%
	18 - 30	2,279	0.5%
	17 - 30	27,541	5.7%
	17 - 30	<b>127,564</b>	<b>26.2%</b>
3 - 19		76,440	8.5%

**23.1%** of individuals in Corrections: Custody matched to an individual in Post-Secondary Students



1,510 of 6,523 age overlapping individuals.

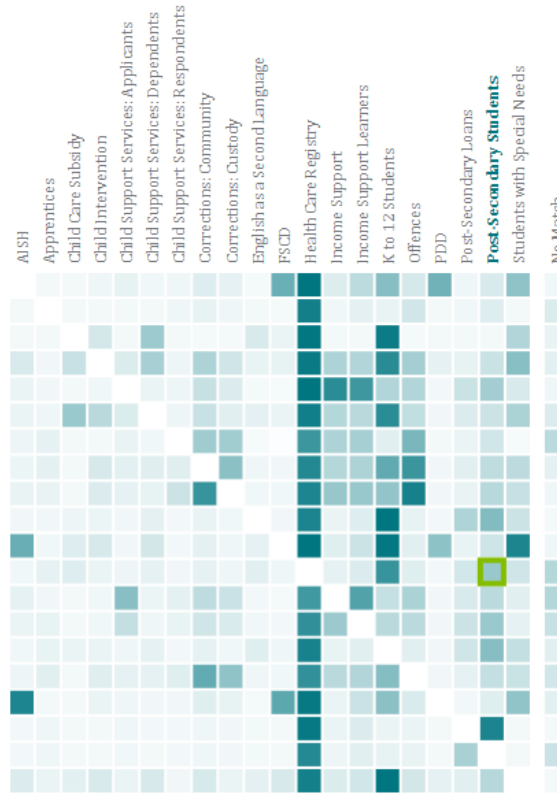
- [Download the linkage tables](#)
- [Matrix overview](#)
- [Program overlap summary](#)
- [Video tutorial](#)

# 2005/06 looking forward

## Health care registry and post-secondary enrolment

### Program Overlap Matrix

AISH  
 Apprentices  
 Child Care Subsidy  
 Child Intervention  
 Child Support Services: Applicants  
 Child Support Services: Dependents  
 Child Support Services: Respondents  
 Corrections: Community  
 Corrections: Custody  
 English as a Second Language  
 FSCD  
**Health Care Registry**  
 Income Support  
 Income Support Learners  
 K to 12 Students  
 Offences  
 PDD  
 Post-Secondary Loans  
 Post-Secondary Students  
 Students with Special Needs



Matrix:  
 2005/06 and future program over |  
 Sort matrix by:  
 Program Name


Minimum Age	Maximum Age	Total Individuals	% of study Population
	18 - 30	2,936	0.6%
	17 - 30	10,349	2.1%
0 - 12		20,828	5.2%
0 - 22		20,927	1.7%
	18 - 30	3,639	0.8%
0 - 22		24,671	2%
	18 - 30	1,930	0.4%
	12 - 30	13,655	1.7%
	12 - 30	6,544	0.8%
4 - 19		37,210	4.3%
0 - 17		9,131	1%
0 - 30		<b>1,199,350</b>	<b>88.9%</b>
	18 - 30	12,914	2.8%
	18 - 30	28,605	6.2%
5 - 19		568,840	69.4%
	12 - 30	24,836	3.1%
	18 - 30	2,279	0.5%
	17 - 30	27,541	5.7%
	17 - 30	<b>127,564</b>	<b>26.2%</b>
3 - 19		76,440	8.5%

- [Download the linkage tables](#)
- [Matrix overview](#)
- [Program overlap summary](#)
- [Video tutorial](#)

**35%** of individuals in Health Care Registry matched to an individual in Post-Secondary Students  
 229,973 of 656,324 age overlapping individuals.

# 2010/11 looking back

## Custodial corrections and post-secondary enrolment

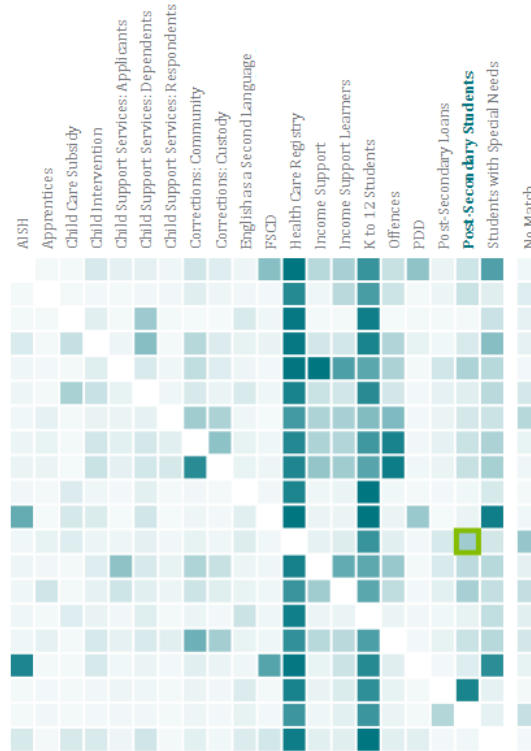


# 2010/11 looking back

## Health care registry and post-secondary enrolment

### Program Overlap Matrix

AISH  
 Apprentices  
 Child Care Subsidy  
 Child Intervention  
 Child Support Services: Applicants  
 Child Support Services: Dependents  
 Child Support Services: Respondents  
 Corrections: Community  
 Corrections: Custody  
 English as a Second Language  
 FSCD  
**Health Care Registry**  
 Income Support  
 Income Support Learners  
 K to 12 Students  
 Offences  
 PDD  
 Post-Secondary Loans  
 Post-Secondary Students  
 Students with Special Needs



Matrix:  
 2010/11 and past program overlap

Sort matrix by:  
 Program Name

Minimum Age	Maximum Age	Total Individuals	% of study Population
	18 - 30	8,394	1%
	17 - 30	18,917	2.2%
0 - 12		34,505	4.8%
0 - 22		17,921	1.4%
	18 - 30	7,235	0.8%
0 - 22		28,875	2.2%
	18 - 30	4,557	0.5%
	12 - 30	26,746	2.3%
	12 - 30	10,780	0.9%
4 - 19		68,375	7.7%
0 - 17		9,888	1%
0 - 30		<b>1,631,590</b>	<b>90.9%</b>
	18 - 30	25,351	3%
	18 - 30	26,066	3.1%
5 - 19		582,418	69.7%
	12 - 30	34,167	2.9%
	18 - 30	3,520	0.4%
	17 - 30	44,827	5.1%
	17 - 30	<b>177,303</b>	<b>20.2%</b>
3 - 19		77,652	8.2%

- [Download the linkage tables](#)
- [Matrix overview](#)
- [Program overlap summary](#)
- [Video tutorial](#)

**33%** of individuals in Health Care Registry matched to an individual in Post-Secondary Students  
 258,567 of 783,207 age overlapping individuals.



**Policy Wise**  
for Children & Families

**Thank You!**