

Alberta Nonprofit Data Strategy: Highlights on Volunteering in Alberta



1.6 million Albertans



227 million hours total



141 hours average a year

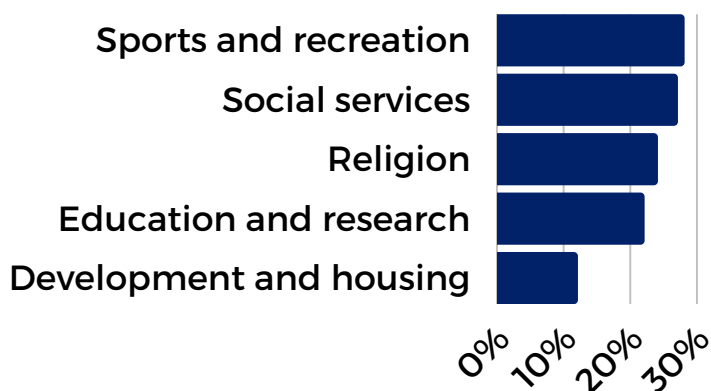


46% Volunteer rate (15+ years old)

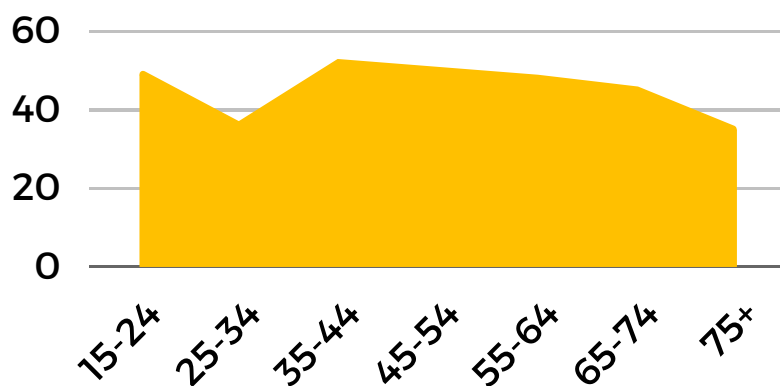


\$5.3 billion in estimated value

Top 5 volunteer subsectors



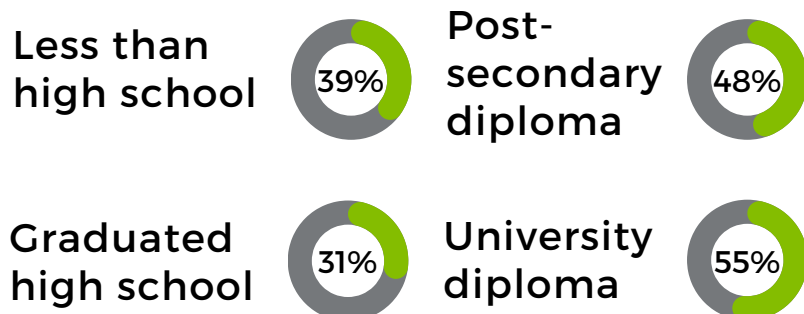
Age & volunteer rate



Gender & volunteer rate



Education & volunteer rate



Based on the most recent Statistics Canada volunteering survey in 2018.


*Survey methods differ from previous iterations of the survey and therefore results are not comparable

Alberta Nonprofit Data Strategy: Highlights on Volunteering in Alberta

Top 10 volunteer activities



Reasons for volunteering



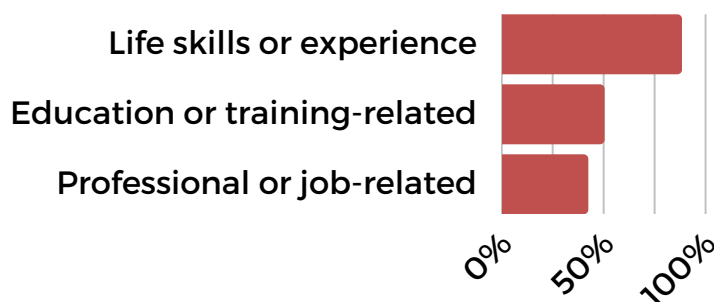
*For organization with most volunteering hours

Quality of experience



*Rating (Agree+, Satisfied+, or Likely+) for organization with most volunteering hours and 4+ hours

Skills used



*For organization with most volunteering hours

Based on the most recent Statistics Canada volunteering survey in 2018.